


DC
LANE

SELL • LET • MANAGE



Whitehaven Way, Plymouth, PL6 6BJ

£155,000 Leasehold





Whitehaven Way

Plymouth, PL6 6BJ

- Top Floor Apartment
- Master En Suite
- Spacious Accommodation
- Open Plan Living
- No Chain
- Two Double Bedrooms
- Far Reaching Views of Cornwall
- Well Presented
- Allocated Parking
- Council Tax Band B

DC Lane are delighted to offer to the market this well presented and generously proportioned front facing apartment in the sought after location of Warleigh Village on the northern fringes of Plymouth.

The property is ideally located off Clittaford Road in Southway, popular for its schools and close proximity to Derriford Hospital, Superstore and Dartmoor National Park.

Positioned on the second floor with secure entry phone system the internal accommodation offers an entrance hallway with loft storage, cupboard and utility cupboard housing a washing machine, leading through to a large open plan living space with defined separate living and dining areas benefitting from outstanding, elevated far reaching views across to Kit Hill in Cornwall. The modern kitchen is complete with base and wall units and includes a pull out tap. In addition, there are two bedrooms, en-suite shower room to master and a modern family bathroom. The property benefits from an allocated parking space at the rear of the building.

We believe this property lends itself to a wide audience including first time buyers looking for well-proportioned and spacious accommodation or investors wanting to take advantage of such a popular location with an excellent potential yield.

Offered with no onward chain a viewing of this superb apartment is highly recommended.



Second Floor

Lounge/Diner	12'0" x 16'8" (3.68 x 5.1)
Kitchen	9'0" x 7'4" (2.76 x 2.24)
Bedroom One	8'7" x 19'3" (2.64 x 5.87)
En Suite	4'4" x 7'3" (1.33 x 2.23)
Bedroom Two	10'9" x 9'9" (3.30 x 2.98)
Bathroom	7'1" x 6'5" (2.16 x 1.96)





Directions

From the DC Lane office continue on Mannamead Road for 1.4 mi, at the roundabout take the fourth exit onto the A386 and continue on Tavistock Road for 1 mile. At Derriford roundabout take the 2nd exit and continue on Tavistock Rd for 0.8 mi. Turn left onto Southway Drive and at the roundabout take 2nd left and then turn right onto Clittaford Road for 0.2 mi, Whitehaven Way can be found on the right.


Council Tax Band: B

Scan for Material Information





Floor Plans

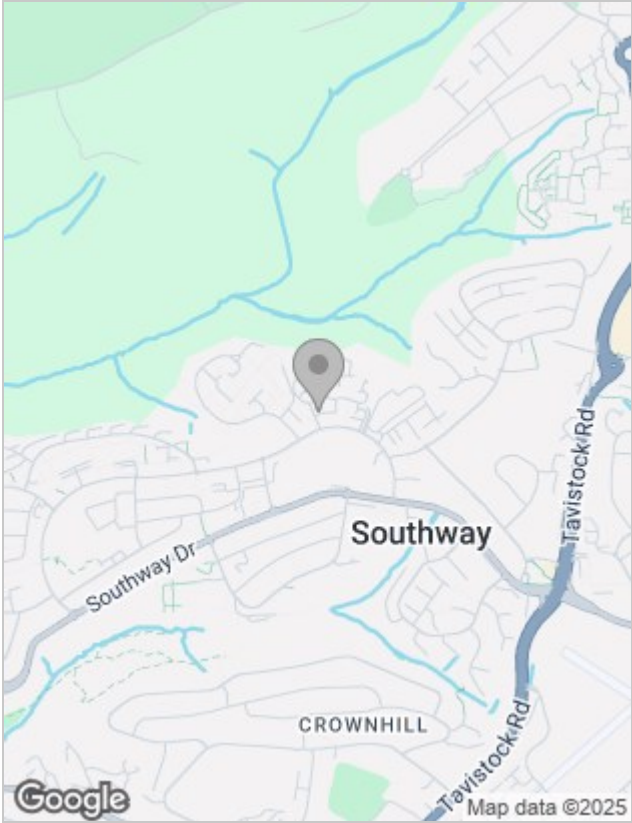


Viewing

Please contact our DC Lane, Plymouth Office on 01752 874242 if you wish to arrange a viewing appointment for this property or require further information.

The particulars are set out as a general outline only for the guidance of intended purchasers or lessees, and do not constitute, any part of a contract. Nothing in these particulars shall be deemed to be a statement that the property is in good structural condition or otherwise nor that any of the services, appliances, equipment or facilities are in good working order. Purchasers should satisfy themselves of this prior to purchasing.

Location Map



Energy Performance Graph

